



Project Evaluation
including
Allotment of
Land/Shed (PEAL)
User Manual

Industries Department, Govt. of Odisha

Version Control

Version	Month	Description of Change	Editor
1.0	November, 2017	Version 1 of User Manual for PEAL service application	GM (SLNA), IPICOL
1.1	July, 2019	Changes in the user manual based on the PEAL form update and approval process changes	GM (SLNA), IPICOL

Table of Contents

Introduction	3
General Instructions.....	3
Checklist of Documents.....	5
Timeline	6
Field Information	6
Application Procedure	12
Approval Procedure	30
Operations of the Single Window System	30
Investment Facilitation Cells	30
Process of Approval	31
Land Allotment Process	31

Introduction

Industries Department of the Govt. of Odisha has developed the online Government of Odisha - Single Window for Investor Facilitation and Tracking(GO SWIFT) in order to facilitate 'Ease of Doing Business' and foster a conducive business environment in the State. It acts as a single window for clearances from 13 state departments, leveraging technology to bring in transparency, improve efficiency and extend time-bound clearances to the investors.

The GO SWIFT allows seamless integration with portals of different government departments thereby eliminating the need to fill forms multiple times, ensuring time-bound clearance, as well as ensuring single login credential for all applications. It acts as a one-stop solution for information, registration, approvals, e-payment and application tracking for clearances/approvals. It also provides updated information relating to relevant rules, regulations, orders and policy initiatives and schemes for guiding the investors. In addition to this, the portal sends alerts, via email and SMS, to applicants about the progress on their submitted applications.

Other key features are:

Information regarding status of approved proposals, proposed investments and pending applications.

An online grievance redressal and feedback mechanism, to timely address issues faced by investors.

Existing online systems such as Government of Odisha – Portal for Land Use and Services (GO PLUS), Government of Odisha – Synchronized Mechanism for Inspection of Licensed Enterprises (GO SMILE), Government of Odisha IDCO Post Allotment System (GO iPAS), and Government of Odisha – CSR Administration and Responsive Engagement (GO CARE) are integrated into the GO SWIFT, making it a one-stop-shop for a plethora of services.

This document is intended to serve as a User Manual for grant of “Project Evaluation and Allotment of Land” service from the Industries Department, Govt. of Odisha.

General Instructions

The first step towards establishing an enterprise in Odisha is to apply for the Project Evaluation & Allotment of Land (PEAL). Under this form, the basic details of the enterprise is filled and submitted to the Nodal Agency along with the land allotment application. The Form also contains the details of the investment, means of finance and employment generation capacity of the project.

PEAL is a combination of 2 services – “Project Evaluation” and “Allotment of Land”. The PEAL form consists of 3 sections. The first section asks for company details. The second section deals with project details. The third part deals with land and utility requirements. In the third section, the applicant needs

to declare whether land is needed from the Industrial Infrastructure Development Corporation (IDCO), the nodal agency for providing industrial infrastructure in the State of Odisha. Based on his selection, subsequent section of the form will open.

There can be the following three scenarios –

Applicant has adequate land in possession and does not require additional land: Applicant will apply for project evaluation and fill the respective fields of the form. Applicant can also acquire the required land from the Private Industrial estates being setup in the State

Applicant has partial land and additional land is required or has no land and needs land from IDCO: Applicant will apply for project evaluation & land allotment, and fill the respective fields of the form. If IDCO seeks a clarification, then clarifications sought will be sent to the applicant for response.

Fields marked with ‘*’ are mandatory and should be filled in before submitting the form on the GO SWIFT. Leaving ‘*’ fields blank in the Form is not allowed. In case of errors, the form will show an error message. The applicant may correct the data and save the form again.

Some of the fields can accept multiple values. If the applicant wishes to furnish more than one item, he may use the “+” button to add more rows. Similarly, if he wishes to remove a row, he may use “x” button.

Applicants can attach documents in digital format as documentary evidences which the department will use for verification. Clicking on the choose button will let them select the document to be uploaded. Before submitting the document, they need to ensure that all the information furnished by them is satisfactory and correct to the best of their knowledge and understanding. After checking that the information furnished in all the fields are in order, they can submit the application by clicking on the ‘Submit’ button.

For Project Cost equal to or greater than INR 50 Cr	
Power (Thermal power), Steel, Aluminum, Ferro-Alloys and other similar sectors	1,00,000/-
Power (Renewable power), Cement, Chemicals, IT, Agro, etc. and other sectors identified as Priority Sectors in Industrial Policy Resolution (IPR) 2015	50,000/-
For Project Cost less than INR 50 Cr	
Project Cost equal to or greater than INR 3 Cr	20,000/-
Project Cost less than INR 3 Cr	1,000/-

After the form is successfully submitted, applicants shall pay the required fees online based on sector of the project.

Upon payment the applicant will receive an SMS & Email notification with the application number from the GO SWIFT.

Checklist of Documents

The following documents have to be kept ready before starting the application process for investments more than or equal to 50 crores:

- a. Scanned Copy of PAN Card
- b. Copy of GSTIN
- c. Scanned Copy of Memorandum of Association/Partnership deed
- d. Scanned Copy of Certificate of incorporation/Registration
- e. Audited Financial Statements for last three years, as applicable (Financial Statements, Profit/Loss Accounts, Balance Sheets)/Tax Audit Report for the Partnership Firm for current year/Income-Tax Return
- f. Relevant Documents for FDI, if applicable
- g. Scanned Copy of Industrial Entrepreneur Memorandum/UdyogAadhar
- h. Feasibility Report (To include detailed Manufacturing Process Flow)
- i. Scanned Copy of Board Resolution to take to take up the Project
- j. Layout Plan (this may be submitted after SLSWCA approval)

The following documents have to be kept ready before starting the application process for investments less than 50 crores:

- a. Scanned Copy of PAN Card
- b. Copy of GSTIN
- c. Scanned Copy of Memorandum of Association/Partnership deed
- d. Scanned Copy of Certificate of incorporation/Registration
- e. Audited Financial Statements for last three years, as applicable (Financial Statements, Profit/Loss Accounts, Balance Sheets)/Tax Audit Report for the Partnership Firm for current year/Income-Tax Return
- f. Relevant Documents for FDI, if applicable
- g. Proof for highest Educational Qualification of the Promoter (for project cost less than INR 50 Cr), eg. Matriculation certificate, High School certificate, Bachelor's Degree, etc.
- h. Proofs for Technical Qualifications of the Promoter (for project cost less than INR 50 Cr), eg. copy of certification/diploma in abilities that applies to the project being undertaken.
- i. Proof of no. of years of Experience of the Promoter in executing projects that are similar to the one being applied for (for project cost less than INR 50 Cr), eg. similar projects undertaken in the past, etc.
- j. Layout Plan
- k. Land use statement
- l. Scanned Copy of Industrial Entrepreneur Memorandum/UdyogAadhar
- m. Feasibility Report (To include detailed Manufacturing Process Flow)
- n. Scanned Copy of Board Resolution to take to take up the Project

All the attachments should be in non-editable format. Size limit for the MoA/AoA is 12 MB. For all other documents, the size limit is 4 MB.

The file names should not contain the following characters: ' .. -

Timeline

The in-principal approval process for PEAL is completed within 30 working days from the date of which the application is received. The date will come into force only after the department receives the application complete in all respects, i.e. all queries have been answered, and the application fee has been paid and approved. In case of allotment of land within IDCO Estates (outside BMC area) allotment letter will be provided within 30 working days from the receipt of approval of the Land Allotment Committee (LAC). In case of allotment of land within IDCO Estates (within BMC area) allotment letter will be provided within 30 days from the receipt of approval from High Level Clearance Committee (HLCC).

The department can however raise queries on the application within 7 working days of receipt of application.

Field Information

Sl. No.	Field Name	Instructions
(Company Information)		
1	Name of the Company/Enterprises	It can accept all characters
Corporate Office Address		
2	Address	The applicant will fill details of the main office/headquarters (i.e. where the executives of the company, including the CEO, maintain their offices and is the central location where top decisions are made). It can accept all characters
3	Country	Country can be selected from the drop-down menu
4	State	State can be selected from the drop-down menu
5	City	City can be selected from the drop-down menu
6	Phone number	Official Phone Number. In case it is a landline number, it should only be numbers, with area code (2-4 digits) and local number (6-8 digits) in separate boxes, and no special characters will be allowed. In case it is a mobile number, it should only be numbers, with a minimum length of 10, and no special characters will be allowed
7	Fax Number	Official Fax Number. It should only be numbers, with area code (2-4 digits) and local number (6-8 digits) in separate boxes, and no special characters will be allowed

Sl. No.	Field Name	Instructions
8	Email ID	It can accept both alphabets and numbers. Special Characters like '@', '-', '_', are allowed
9	PIN Code	Only Numbers are accepted and it should not start with zero. No special characters will be allowed
Correspondence Address		
10	Name of the Contact Person	It can accept only alphabets
11	Address	The applicant will fill details of the office that will be directly involved in executing the project. It can accept all characters
12	Country	Country can be selected from the drop-down menu
13	State	State can be selected from the drop-down menu
14	City	City can be selected from the drop-down menu
15	Mobile number of contact person	Official mobile phone number of the contact person. It should only be numbers, with a minimum length of 10, and no special characters will be allowed
16	Fax Number	Official Fax Number for the contact person. It should only be numbers, with area code (2-4 digits) and local number (6-8 digits) in separate boxes, and no special characters will be allowed
17	Email ID	It can accept both alphabets and numbers. Special Characters like '@', '-', '_', are allowed
18	PIN Code	Only Numbers are accepted and it should not start with zero. No special characters will be allowed
19	Constitution of Company/Enterprises	The applicant will select from the list of dropdown values and the default value shall be blank
20	Other (Please specify)	In case, in the above dropdown values, "Others" is selected. A text box will appear and the applicant will enter the name. Only alphabets are allowed and the minimum length is 5
(Entrepreneurship Registration Details)		
21	Year of Establishment	The applicant will select from the list of dropdown values
22	Place of Incorporation	Place of Registration of the Company. It should be only alphabets and no special characters will be allowed
23	Project Type	The applicant will select from the list of dropdown values

Sl. No.	Field Name	Instructions
24	Application For	The applicant will select either "New Unit" or "Expansion of existing unit" from the dropdown list
(Board of Directors)		
25	Board of Directors' name/Designation	It will accept only alphabets and spaces, no special characters are allowed. Up to 5 number of rows can be added Shareholding Pattern of the Company can be selected from the dropdown menu
26	Shareholding Pattern	
27	Educational Qualification of one of the Directors	The applicant will select the Highest Educational Qualification of Promoter from the drop-down menu. (Only if the proposed project category is MSME)
28	Technical Qualification of one of the Directors	The applicant will select Technical Qualifications of Promoter from the drop-down menu. Any number of qualifications that are relevant to the project being applied for, can be selected. (Only if the proposed project category is MSME)
29	Experience in Years	Experience of the Promoter, in years, can be typed. Only numbers will be accepted (Only if the proposed project category is MSME)
(Financial Status)		
30	Annual Turnover	Only Numbers are accepted and it should not start with zero. No special characters will be allowed
31	Profit after tax	Only Numbers are accepted and it should not start with zero. No special characters will be allowed
32	Reserve and Surplus	Only Numbers are accepted and it should not start with zero. No special characters will be allowed
33	Share Capital	Only Numbers are accepted and it should not start with zero. No special characters will be allowed
34	Net Worth	Only Numbers are accepted and it should not start with zero. No special characters will be allowed
(Existing Industry Details)		
35	Existing Industry Name	It can accept all characters
36	District	District can be selected from the drop-down menu
37	Block	Block can be selected from the drop-down menu
38	Whether land allotted by IDCO	Select between 'Yes' or 'No' from the dropdown box

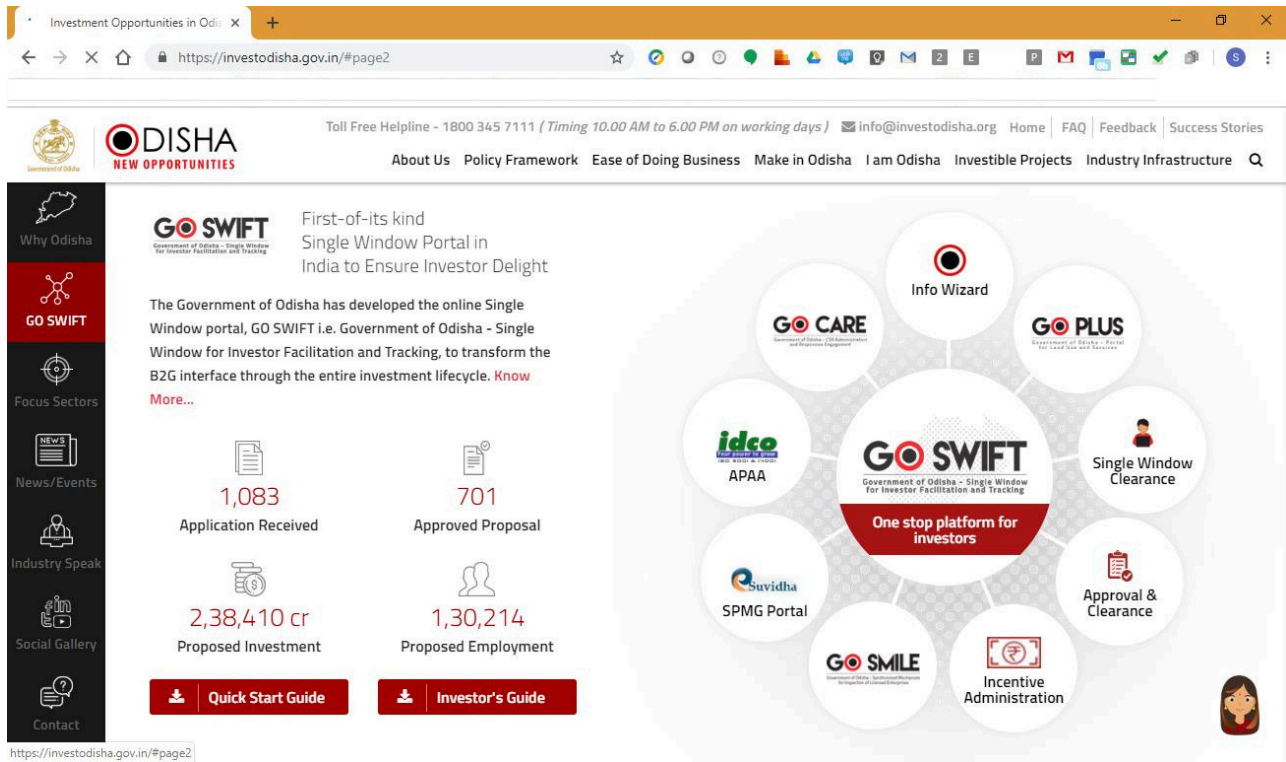
<u>Sl. No.</u>	<u>Field Name</u>	<u>Instructions</u>
39	Extent of land	Numbers are accepted the land in acres
40	Nature of Activity	Enter the activity. It accepts only alphanumerical values
41	Sector	Select an option from the dropdown box
42	Sub-sector	Select an option from the dropdown box
43	Capacity	Select the unit from the dropdown box and enter the number
(Project Information)		
44	Name of Unit	It will accept only alphabets and spaces, no special characters are allowed
45	IEM/EIN/IL/UdyogAadhar	Select the registration from the dropdown box and enter the alphanumeric value
46	Sector of activity	Select from the dropdown list
47	Sub-sector	Select from the dropdown list
48	Product Name	Enter the alphanumeric value
49	Proposed annual capacity	Only Numbers are accepted and it should not start with zero. No special characters will be allowed. Unit can be selected from the drop-down menu
(Proposed Capital Investment)		
50	Land (including land development)	Capital investment in land (INR in Lakhs)
51	Plant and Machinery	Capital investment in Plant & Machinery (INR in Lakhs)
52	Building & Civil Construction	Capital investment in Building & Civil Construction (INR in Lakhs)
53	Others	Capital investment in Other activities (INR in Lakhs)
54	Period to commence Commercial Production	Period to commence commercial production (in months) from the date of application
55	Priority Sector of IPR	Select from the dropdown list of options (eg. Agro & Food Processing, Ancillary & Downstream, Biotechnology, etc.)
56	Pollution Category	Select one option: Green/Orange/Red/White
(Means of Finance for Fixed Capital Investment)		
57	Bank/Institutional Finance	Bank/Institutional Finance Contribution (in INR in Lakh)
58	Equity Contribution	Equity Contribution (in INR in Lakh)
59	FDI	FDI Contribution (in INR in Lakh)
60	IRR	Internal Rate of Return of the project in percentage (Only if the proposed project category is MSME)

Sl. No.	Field Name	Instructions
61	DSCR	Debt Service Coverage Ratio of the project in percentage (Only if the proposed project category is MSME)
(Project Implementation Schedule)		
62	Ground Breaking	No. of months to start of ground breaking (Zero date starts from acquisition/allotment of land)
63	Civil and Structural Completion	No. of months to completion of civil and structural completion (Zero date starts from acquisition/allotment of land)
64	Major Equipment Erection	No. of months to completion of major equipment erection (Zero date starts from acquisition/allotment of land)
(Employment Potential)		
65	Managerial	No. of people to be employed in the project (existing and proposed)
66	Supervisory	No. of people to be employed in the project (existing and proposed)
67	Skilled	No. of people to be employed in the project (existing and proposed)
68	Semi-Skilled	No. of people to be employed in the project (existing and proposed)
69	Unskilled	No. of people to be employed in the project (existing and proposed)
70	Project direct employment	Applicant will enter the no. of direct employees (on Company payroll), out of the total no. of employees proposed to be employed in the project
71	Proposed indirect employment	Applicant will enter the no. of contractual employees, out of the total no. of employees proposed to be employed in the project
(Projects at other locations)		
72	Does the company have projects at other locations?	Select Yes/No. If yes, required details need to be provided
73	Is there any Unit outside India?	Select Yes/No. If yes, required details need to be provided
(Proposed Location of Land)		
74	Whether Land to be acquired by IDCO	Yes/No. If yes, required details need to be provided from dropdown boxes
75	District	District can be selected from the drop-down menu
76	Block	Block can be selected from the drop-down menu
77	Extent of land	Numbers are accepted the land in acres


<u>Sl. No.</u>	<u>Field Name</u>	<u>Instructions</u>
(Power Requirement)		
78	Source of Supply	GRID/ CPP
79	Power Demand from GRID	Applicant will enter the amount required in KW
(Water Requirement)		
80	Water Requirement (in cusec)	Quantity in cusecs (existing/proposed)
81	Source of Water for Production	Surface Water/IDCO Supply/Rain Water Harvesting/Others
(Waste Water Management)		
82	Quantum of recycling of waste water	Quantity in cusecs

Application Procedure

1. Applicants will go to the URL: <https://investodisha.gov.in>



2. Clicking on the GO SWIFT circle will take the applicant to the GO SWIFT portal



- Applicant will click on 'Investor Login' under the 'Login' tab to sign-in into the GO SWIFT. The following login page opens up.



The screenshot displays the 'Investor Registration User' interface on the GO SWIFT portal. At the top, a red navigation bar contains a 'LOGIN' button. Below this, a progress indicator shows three stages: 'Profile Creation', 'OTP Confirmation', and 'Success'. The main form is divided into three sections, each with a red asterisk indicating mandatory fields:

- PAN Details:** Includes a text input for 'Enter Company PAN' (value: BFLPM4825C) and a green 'Validate & Check Availability' button with a checkmark icon.
- Investor Details:** Includes fields for 'Name of Applicant' (First Name, Middle Name, Last Name), 'Address' (with a 'Maximum 250 Characters Left' warning), 'Mobile Number', 'Email Id', and 'Proprietorship Name' (pre-filled with 'KARISIDDAIAH MANJUNATH').
- Unit Details:** Includes dropdown menus for 'Unit Name' (value: M/s), 'Investment Level', 'District', and 'Block'.


- Existing users of GO-iPAS/GO SMILE/GOPLUS/GO CARE/eSuvudha can log into the GO SWIFT using the same credentials. New applicants can register themselves on the portal by clicking on the 'Register Now' button. The users have to fill the registration form. The registration mandatorily requires the PAN details of the company, which is in turn verified against the NSDL database. After successful verification the company details will be fetched and auto-populated in the form. The applicant must fill the other details and submit the form. After submission, the user will have verify the registration by entering the OTP sent to the mobile number entered.

Investment Opportunities in Odisha | GO-SWIFT | Single Window Portal | <https://investodisha.gov.in/goswift/InvestorRegistrationUser.aspx>

LOGIN

 Profile Creation
  OTP Confirmation
  Success

PAN Details (*) Marked fields are mandatory

Enter Company PAN : 

Investor Details (*) Marked fields are mandatory

Name of Applicant : --Select * * *

Address : * * *

Maximum 250 Characters Left

Proprietorship Name : *

Unit Details (*) Marked fields are mandatory

Unit Name : M/s * * : --Select-- *

Investment Level : --Select-- * : --Select-- *

Investment Opportunities in Odisha | GO-SWIFT | Single Window Portal | <https://investodisha.gov.in/goswift/InvestorRegistrationUser.aspx>

LOGIN

[Click here to apply for Udyog Aadhaar number.](#)

Upload EIN / IEM / Udyog Aadhaar / Production Certificate Document : No file chosen *
(pdf file only and Max file size 4 MB)

Login Details (*) Marked fields are mandatory

User ID : *
The above id will be used as the user id when logged into the system.

Password : *
Password Policy: It should be between 8-14 characters, should contain at least one uppercase, one lowercase, one number and one special character(!@#\$%^&*).

Confirm Password : *

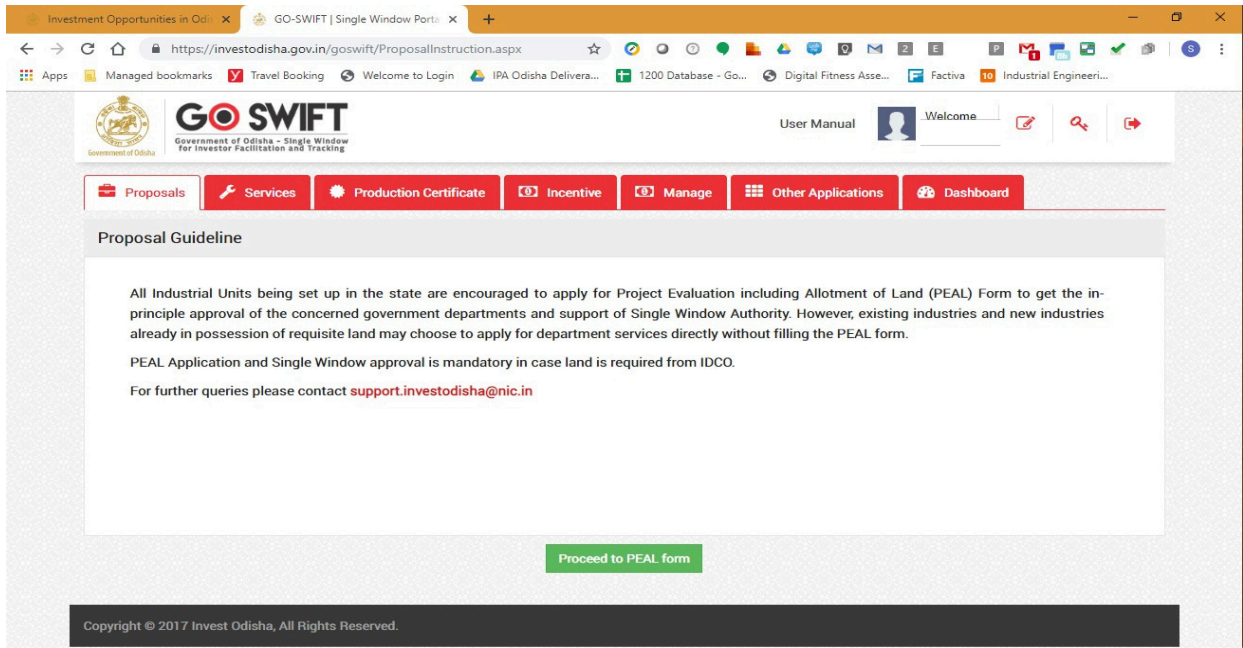
Select Security Question : --Select-- *

Answer : *

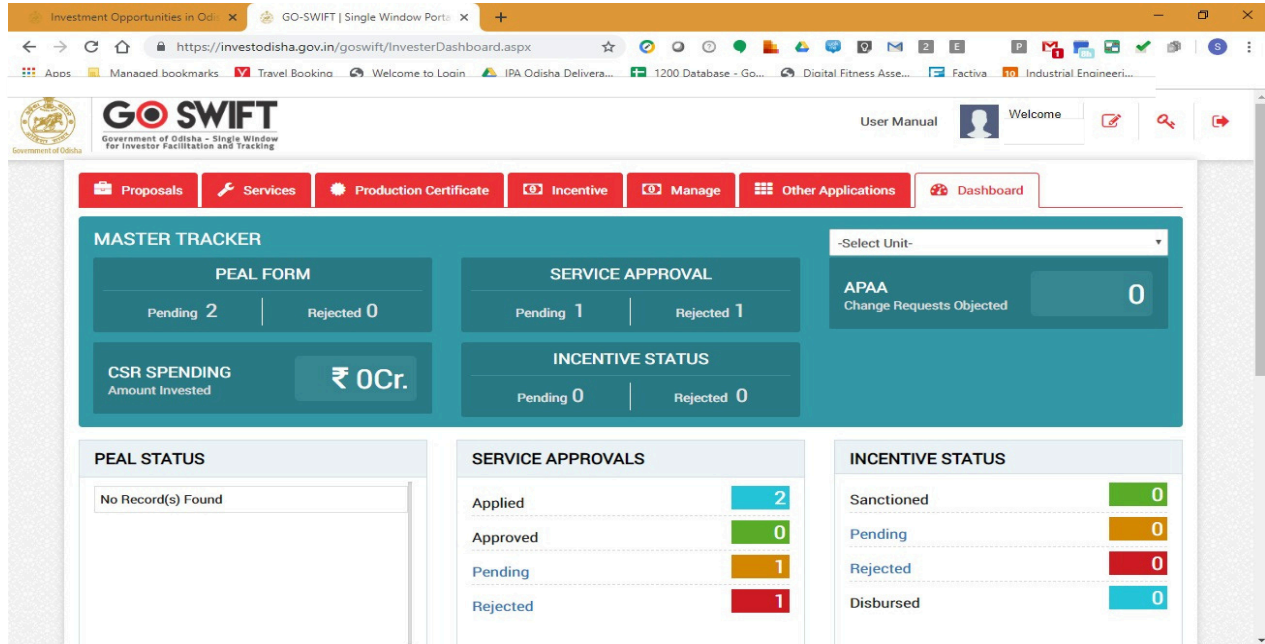
Copyright © 2017 Invest Odisha. All Rights Reserved.

For OTP verification, access to the email and mobile to be kept handy. After OTP verification, the registration will be approved by the concerned department. In case of delay in approval beyond 2 working days, the issue should be intimated to support.investodisha@nic.in

5. Upon registration/logging in, the applicant will view the following screen.



Upon registration/logging in, the applicant can also view their dashboard.



- To fill the PEAL form, the applicant can go to the 'Proposals' section on the menu bar. The following page opens up that displays the list of proposals submitted by the applicant till date, their application status and has the provision to download approved certificates.

The screenshot shows the GO-SWIFT web portal interface. At the top, there is a navigation menu with options: Proposals, Services, Production Certificate, Incentive, Manage, Other Applications, and Dashboard. Below the menu, there is a 'Proposals' section with buttons for 'View Proposal', 'Create Proposal(PEAL)', and 'Draft Proposals'. A table lists the following proposals:

Proposal No.	Name of the Company/Enterprise	Industry Type	Status	Action Taking Authority	Application Date	Download	View Query Detail	Make Payment
2019031718	Demo application	MSME	Not Paid	-	14 Mar 2019		-	Make Payment
201801808	Falcon Marines	Large	Not Paid	-	17 Jan 2018		-	Make Payment
201711591	SM Consultant	MSME	Not Paid	-	07 Nov 2017		-	Make Payment

- To create a new proposal, the applicant needs to click on the 'Create Proposal' button. It displays a caveat that says that applying for PEAL is encouraged for all Industrial Units being set up in the State. Clicking on 'Proceed' will open the PEAL form.

The screenshot shows the 'Proposal Guideline' section of the GO-SWIFT web portal. The text reads:

All Industrial Units being set up in the state are encouraged to apply for Project Evaluation including Allotment of Land (PEAL) Form to get the in-principle approval of the concerned government departments and support of Single Window Authority. However, existing industries and new industries already in possession of requisite land may choose to apply for department services directly without filling the PEAL form.

PEAL Application and Single Window approval is mandatory in case land is required from IDCO.

For further queries please contact support.investodisha@nic.in

At the bottom of the section, there is a green button labeled 'Proceed to PEAL form'.

8. The following form opens up, that allows the applicant to fill in the required details. After filling up the form, the applicant can submit it by clicking on the “Submit” button.

Company Information (*) Mark Fields Are Mandatory

Name of the Company/Enterprise *

Corporate Office Address

Address*

Country*

State*

City*

Phone Number

Fax Number

Email Address*

PIN Code*

Maximum 250 characters left

Specify with STD Code. Example: 0674256123

Correspondence Address Address same as corporate address

Name of the Contact Person *

Address*

Country*

State*

City*

Mobile Number*

Fax Number

Email Address*

PIN Code*

Constitution of Company/Enterprise*

Maximum 250 characters left

Specify with STD Code. Example: 0674256123

Entrepreneur Registration Details (File type allowed is pdf, .jpg, .png, Max Size 4 MB and for Memorandum & articles of association is 12 MB)

Year of Establishment*

Place of incorporation

GSTIN

PAN*

GSTIN*

Upload Memorandum & Articles of Association*

Certificate of incorporation/Registration/Partnership Deed*

Project Type*

Application For*

Choose File No file chosen -Select- -Select-

Financial Status (INR in Lakhs)

	--Select--	--Select--	--Select--
Annual turn over*	<input type="text"/>	<input type="text"/>	<input type="text"/>
Profit after tax*	<input type="text"/>	<input type="text"/>	<input type="text"/>
Reserve and surplus*	<input type="text"/>	<input type="text"/>	<input type="text"/>
Share capital *	<input type="text"/>	<input type="text"/>	<input type="text"/>
Net worth	<input type="text"/>	<input type="text"/>	<input type="text"/>

Upload Audited Financial Statements for First Year* Choose File No file chosen

Upload Audited Financial Statements for Second Year* Choose File No file chosen

Upload Audited Financial Statements for Third Year* Choose File No file chosen

(financial statements,profit/loss accounts,balance sheet)

[Next](#) [Reset](#)

Click on the 'Next' Button to move to next page of the form.

1. Company Information
 2. Project Information
 3. Land and Utility Requirement
 4. Declaration

Project Evaluation including Allotment of Land

6. Project Information

Name of the unit*

EIN/IEM/IL*

Sector of activity*

Sub sector*

Is the project coming under priority sector*

Product name*	Proposed annual capacity*	Unit*	
<input type="text"/>	<input type="text"/>	<input type="text" value="--Select Unit"/>	Add

Sl. No.	Product name	Proposed annual capacity	Unit	Delete
1	JITUN	1.50	No. of People	

Proposed capital investment(INR in Lakhs)

Land including land development*	Building & civil construction*	Plant & machinery*
1000.00	1000.00	1000.00
Others	Total capital investment	
3000.00	6000.00	
Period to commence commercial production(in months)*	Pollution category*	
9	White	

Means of Finance for Capital Investment (INR in Lakh)

Equity Contribution *	Bank/institutional finance	Total
0.00	0.00	0.00
Foreign Direct Investment (if any)	In case of FDI, please upload relevant document	
0.00	Choose File No file chosen	

Project implementation Schedule

Activities	Months(Zero date starts from acquisition /allotment of land)
Ground breaking*	0

[Save as Draft](#)

Project implementation Schedule

Activities	Months(Zero date starts from acquisition /allotment of land)
Ground breaking*	0
Civil and structural completion*	0
Major equipment erection*	0
Start of commercial production*	9

IL	Feasibility report*	Board resolution to take up the project
Choose File No file chosen	Choose File No file chosen	Choose File No file chosen

Employment Potential

	Existing	Proposed
Managerial*	0	23
Supervisory*	0	3
Skilled*	0	4
Semi skilled*	0	4

[Save as Draft](#)

Managerial*	0	23
Supervisory*	0	3
Skilled*	0	4
Semi skilled*	0	4
Un skilled*	0	5
Total employment	0	39


Proposed direct employment (On Company Payroll)* Proposed contractual employment*


Projects at other Locations

Does the company have projects at other locations in India?


Is there any Unit Outside India*

Click on the 'Next' Button to move to next page of the form.







DISHA
NEW OPPORTUNITIES


Welcome


Proposals
Services
Production Certificate
Incentive
Other Applications
Dashboard




✓ 1. Company Information



✓ 2. Project Information



✓ 3. Land and Utility Requirement



4. Declaration

Proposed location of land

Land required from government* Yes No

District* Block* Extent of land (in acre)*

Power requirement during production

Source of supply Grid CPP

Water requirement

Sources of water for production Surface water IDCO supply Rain water harvesting Others

Source of supply Grid CPP

Water requirement

Sources of water for production Surface water IDCO supply Rain water harvesting Others

	Existing	Proposed
Total Water requirement (in cusec) *	<input type="text"/>	<input type="text"/>
Water required for production (in cusec)	<input type="text"/>	

Waste Water Management

Quantum of recycling of waste water (in cusec)

Waste conservation measures No file chosen


Waste water treatment technology and management of solid/hazardous waste No file chosen





Single Window Portal © 2017, All Rights Reserved.

The form can be saved multiple times during the process of filling it. To save the form, the applicant can click on the 'Save as Draft' button on the bottom right corner of the screen.

To view all saved forms, the applicant can click on the 'Proposals' button on the menu bar and then go to the 'Draft Proposals' section.

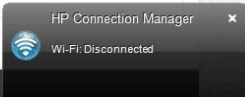
The receiving department can raise a query against the proposal within 7 working days of receipt of the form. The investor shall have a window of 60 days to furnish the reply to the query. The department can raise the query twice only.


ODISHA
 NEW OPPORTUNITIES

Welcome    

Proposals

Proposal No.	Name of the Company/Enterprise	Industry Type	Status	Action Taking Authority	Application Date	Download	View Query Detail	Make Payment
201710526	Vedanta Education	MSME	Applied	Mohan Sabar AM	20 Oct 2017		-	Payment Made
201710515	Suresh Power Angul	MSME	Applied	Sailendranarayan Naik	16 Oct 2017		<input type="button" value="QUERY RAISED"/>	Payment Made
201710514	Suresh Power It	MSME	Applied	IT	16 Oct 2017		<input type="button" value="QUERY RAISED"/>	Payment Made
201710512	Gopal Inc	Large	Approved	IPICOL	16 Oct 2017	<input type="button" value="Download"/>	<input type="button" value="View"/>	Payment Made
201710506	Suresh Power	Large	Approved	IPICOL	16 Oct 2017		-	Payment Made

Single Window Portal © 2017, All Rights Reserved. 

To continue filling a saved PEAL form, applicants can click on 'Continue'.

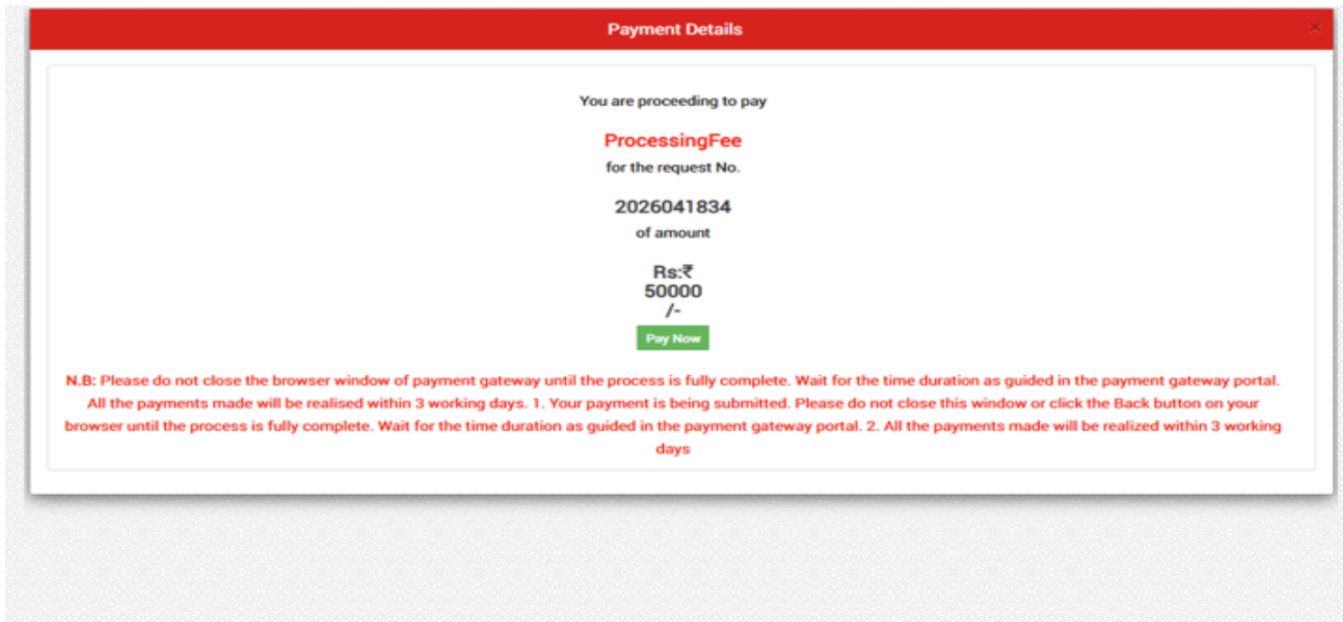
The screenshot shows the ODISHA NEW OPPORTUNITIES portal. At the top, there is a navigation bar with tabs for Proposals, Services, Production Certificate, Incentive, Other Applications, and Dashboard. Below this, there is a section for Draft Proposals with buttons for View Proposal, Create Proposal (PEAL), and Draft Proposals. A table lists two draft proposals:

Proposal No.	Name Of Industries/Enterprises	Industry Type	Last Updated on	Draft
201710530	Bhadrak Aluminium	MSME	23-Oct-2017 10:55 AM	Continue
201710529	Jatni Ferrous	Large	24-Oct-2017 01:26 AM	Continue

At the bottom of the page, it says "Single Window Portal © 2017, All Rights Reserved."

9. Upon filling the form, the applicants need to declare that all particulars entered by them are correct to the best of their knowledge. Clicking on the 'Pay Now' button will let the applicant submit the application.

The screenshot shows the ODISHA NEW OPPORTUNITIES portal at the application preview stage. At the top, there is a navigation bar with tabs for Proposals, Services, Production Certificate, Incentive, Other Applications, and Dashboard. Below this, there is a progress bar with four steps: 1. Company Information, 2. Project Information, 3. Land and Utility Requirement, and 4. Declaration. The current step is 4. Declaration, which is marked with a green checkmark. Below the progress bar, there is an "APPLICATION PREVIEW" section with three expandable sections: Company Information, Project Information, and Land and Utility Requirement. Below this, there is a "Declaration" section with a checkbox and a text field. The checkbox is checked, and the text field contains the declaration: "I hereby declare that the particulars and the statements made in this application are true and correct to the best of my knowledge and belief and nothing has been concealed or withheld therefrom. *". Below the declaration section, there is a note: "Note :- Application can not be modified once payment is done." and two buttons: "Back" and "Pay Now".



(Please Note: This is a dummy payment intended only for demonstration)

- The page redirects to the payment gateway. The applicant, after confirming that the amount displayed on the page is correct, can select the mode of payment from the available options. (Net Banking/Debit Card/Credit Card)

FMS | Odisha ECHALLAN
Guest 1

Time left to complete this challan : 05:54

Confirm Details ⓘ
Please check the entered details before proceeding to payment

Challan Purpose

Head of Account	Purpose	Amount
0852-80-800-0234-02233-000	Processing Fee	50000.00

Department Specific Information

Department Reference ID	Additional Information 1	Additional Information 2	Additional Information 3
22042604441950020251282510C	B1	NA	NA
Additional Information 4	Additional Information 5	Additional Information 6	
NA	NA	NA	

Depositor Details

Depositor Name	Address Line1	Address Line2	State
AOFF9734F_585000	NA	NA	NA
District	Pincode	Phone Number	Email
NA	111111	999999999	

Total Amount

50000.00

Depositor Identification

Identification Type	ID number

11. Applicants can select the bank of their preference and proceed to payment.

1 Challan Details 2 Depositor Details 3 Confirm Details 4 Make Payment

For redressal of any grievances relating to e-payment, kindly call Helpdesk number 1800 3456739 OR email to cybertreasury2023@gmail.com

Time left to complete this challan : 03:34

Make Payment

Please select the convenient payment option.

IMPORTANT NOTE - Treasury Challan Number for payments made through Payment Gateways SBI ePay, Axis Bank CCAvenue , Indian Bank Billdesk and Bank of Baroda shall be generated after Two Bank Working days (T+2 days) from the date of transaction. For other Banks, Treasury Challan number shall be generated after One Bank Working day (T+1 day) from the date of transaction.

Challan Reference Number 3CA25D1A07
Please note this number for future reference

Amount payable ₹ 50000.00

[Cancel Payment](#)

12. If the mode of payment is online (Net Banking/Credit Card/Debit Card), upon clicking the 'Make Payment' button, the page will be redirected to the selected bank's payment portal.

Debit Cards

- Debit Cards
- Net Banking
- UPI
- Wallet
- NEFT/RTGS
- Over the Counter

Bank/Gateway	Transactions	Success Rate
ICICI BANK	80	14% Success
Bank of Baroda Payment Gateway	79	20% Success
Indian Bank Billdesk Payment Gateway	312	55% Success
SBI ePay Payment Gateway	856	62% Success

13. Applicant can fill in their details and pay the requisite amount at their selected bank's payment portal.
14. Upon successful payment an Application No., Transaction ID and a Challan Reference ID will be generated and the page will be redirected the GO SWIFT. The following acknowledgement appears on the screen. An SMS/Email notification is also be sent to the applicant with all the details from the GO SWIFT.

Proposals								
Proposal No.	Name of the Company/Enterprise	Industry Type	Status	Action Taking Authority	Application Date	Download	View Query Detail	Make Payment
2026041834	MAYUR CHEMICAL IND P LT	Large	Applied	IPICOL	22 Apr 2026		-	Payment Made

15. Applicants can go to the 'Proposals' section of the screen to check the status of their proposals.

Proposals								
Proposal No.	Name of the Company/Enterprise	Industry Type	Status	Action Taking Authority	Application Date	Download	View Query Detail	Make Payment
201710529	Jatni Ferrous	Large	Applied	IPICOL	24 Oct 2017		-	Payment Made
201710515	Suresh Power Angul	MSME	Applied	Sailendranarayan Naik	16 Oct 2017		QUERY RAISED	Payment Made
201710514	Suresh Power It	MSME	Applied	IT	16 Oct 2017		QUERY RAISED	Payment Made
201710512	Gopal Inc	Large	Approved	IPICOL	16 Oct 2017			Payment Made
201710506	Suresh Power	Large	Approved	IPICOL	16 Oct 2017		-	Payment Made

16. Applicants can track and monitor the status of the applied proposals on the GO SWIFT. The Concerned department may raise queries on the application within 7 days of its submission. As and when queries are raised, the 'Query Status' column gets updated. Applicant can view and reply to the queries on an application by clicking on "Query Raised". Applicant is notified via email/SMS about the query raised at this stage.

The screenshot shows the DISHA portal interface. At the top, there is a navigation bar with the Government of Odisha logo and the DISHA 'NEW OPPORTUNITIES' logo. A user profile for 'M/S VEDANTA LIMITED' is visible. Below the navigation bar, there are tabs for 'Proposals', 'Services', 'Production Certificate', 'Incentive', 'Other Applications', and 'Dashboard'. The 'Proposals' tab is active, showing a sub-menu with 'View Proposal', 'Create Proposal (PEAL)', and 'Draft Proposals'. The main content area displays a table of proposals:

Proposal No.	Name of the Company/Enterprise	Industry Type	Status	Action Taking Authority	Application Date	Download	View Query Detail	Make Payment
201710529	Jatni Ferrous	Large	Applied	IPICOL	24 Oct 2017		QUERY RAISED	Payment Made
201710515	Suresh Power Angul	MSME	Applied	Sailendranarayan Naik	16 Oct 2017		QUERY RAISED	Payment Made
201710514	Suresh Power It	MSME	Applied	IT	16 Oct 2017		QUERY RAISED	Payment Made
201710512	Gopal Inc	Large	Approved	IPICOL	16 Oct 2017			Payment Made
201710506	Suresh Power	Large	Approved	IPICOL	16 Oct 2017		-	Payment Made

At the bottom of the page, it says 'Single Window Portal © 2017. All Rights Reserved'.

17. Applicant can submit additional information/documents sought by the department. Multiple files can be uploaded in response. After uploading all the required documents, the query can be resolved by clicking on the "Submit" button.

The screenshot shows the 'Proposal Query Details' page. At the top, there is a navigation bar with the Government of Odisha logo and the DISHA 'NEW OPPORTUNITIES' logo. A user profile for 'M/S VEDANTA LIMITED' is visible. Below the navigation bar, there are tabs for 'Proposals', 'Services', 'Production Certificate', 'Incentive', 'Other Applications', and 'Dashboard'. The 'Proposals' tab is active, showing a sub-menu with 'View Proposal', 'Create Proposal (PEAL)', and 'Draft Proposals'. The main content area displays the details of a query:

Proposal Query Details

Query Responded Raised

Query Status : **Raised**

Query Details

16-Oct-2017
Sailendranarayan Naik (1st Query Raised)

Raised (Query Reference No : Q-201710515-1)

Test Query 1

16-Oct-2017
ASP Mishra (1st Query Responded)

Responded (Query Reference No : Q-201710515-1)

18. The documents uploaded by the applicant in response to the query will be forwarded to the department for scrutiny. The query status on the 'Application Details' page gets updated to 'Query Reverted'.

The screenshot displays the DISHA portal interface. At the top, there is a navigation bar with options: Proposals, Services, Production Certificate, Incentive, Other Applications, and Dashboard. Below this, a 'Proposals' section contains buttons for 'View Proposal', 'Create Proposal(PEAL)', and 'Draft Proposals'. The main content is a table with the following data:

Proposal No.	Name of the Company/Enterprise	Industry Type	Status	Action Taking Authority	Application Date	Download	View Query Detail	Make Payment
201710529	Jatni Ferrous	Large	Applied	IPICOL	24 Oct 2017		QUERY REVERTED	Payment Made
201710515	Suresh Power Angul	MSME	Applied	Sailendranarayan Naik	16 Oct 2017		QUERY RAISED	Payment Made
201710514	Suresh Power It	MSME	Applied	IT	16 Oct 2017		QUERY RAISED	Payment Made
201710512	Gopal Inc	Large	Approved	IPICOL	16 Oct 2017			Payment Made
201710506	Suresh Power	Large	Approved	IPICOL	16 Oct 2017		-	Payment Made

At the bottom of the page, it says 'Single Window Portal © 2017, All Rights Reserved.'

19. After the resolution of the queries, the application is forwarded for recommendation from the State Level Facilitation Cell (SLFC). The application is scrutinized by all concerned departments and then the project is moved for approval from the Single Window Clearance Authority. Upon receiving approval from the SLSWCA, the portal sends an SMS & Email to the applicant, notifying that the proposal has been approved and that land may be allotted (if required)

20. The Nodal Agency for Land Allotment (IDCO) receives the application and generates payment receipt, which is then forwarded to the GO SWIFT. Applicant will receive the link for making the payment. Once they click, it will redirect to the payment gateway

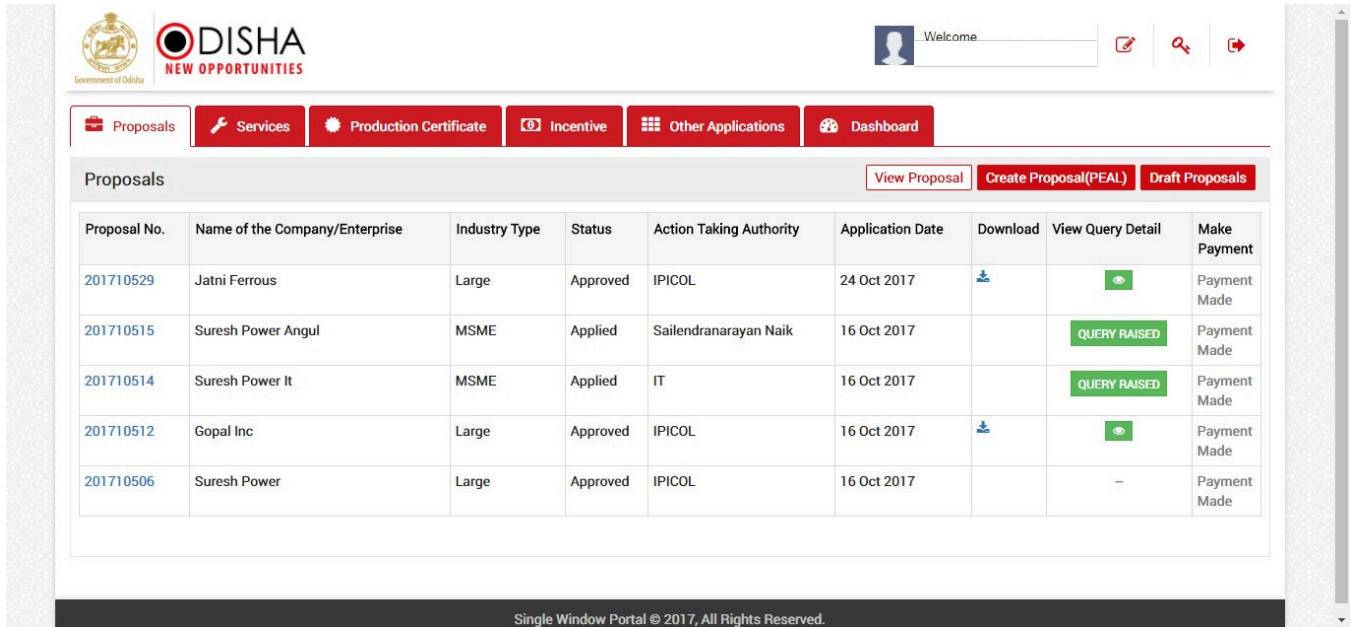
The screenshot displays the GO SWIFT web portal interface. At the top, there is a navigation bar with the GO SWIFT logo and the text 'Government of Odisha - Single Window for Investor Facilitation and Tracking'. A user profile is visible, showing 'Welcome Manpasand Beverages Limited'. Below the navigation bar, there are several menu items: Proposals, Services, Production Certificate, Incentive, Other Applications, and Dashboard. The main content area is titled 'Application Details' and includes a search bar with dropdown menus for 'Department' and 'Application No.', and a 'Search' button. Below the search bar, there is a table with the following data:

Sl#	Department Name	Service Name	Applicant Name	Application No	Submitted On	Query Status	Payment Detail	Application Status (Last updated)	View Detail	Download Certificate
1	Department of Industries	Land Allotment application	Manpasand Beverages Limited	IDCO/OA/271	07/04/2018	-	Pay Now (Processing Fee)	Not Paid 11 Apr 2018(10:59AM)	View Detail	Download Certificate

At the bottom of the page, there is a copyright notice: 'Copyright © 2017 Invest Odisha, All Rights Reserved.'

21. After payment is completed the application is submitted with IDCO for identification and allotment of land
22. After land has been identified, the payment for the application is identified and the request for payment of cost for the land is raised through GO SWIFT
23. The investors can then click on the link and make the payment for the identified land. After payment the land allotment letter will be generated

24. Once the proposal is approved and the required land has been allotted, the status of the proposal will read “Approved” and the applicant can download the final signed approval certificate and the land allotment documents by clicking on the “Download Certificate” icon.



DISHA
NEW OPPORTUNITIES
Government of Odisha

Welcome _____

Proposals Services Production Certificate Incentive Other Applications Dashboard

Proposals [View Proposal](#) [Create Proposal\(PEAL\)](#) [Draft Proposals](#)

Proposal No.	Name of the Company/Enterprise	Industry Type	Status	Action Taking Authority	Application Date	Download	View Query Detail	Make Payment
201710529	Jatni Ferrous	Large	Approved	IPICOL	24 Oct 2017			Payment Made
201710515	Suresh Power Angul	MSME	Applied	Sailendranarayan Naik	16 Oct 2017		QUERY RAISED	Payment Made
201710514	Suresh Power It	MSME	Applied	IT	16 Oct 2017		QUERY RAISED	Payment Made
201710512	Gopal Inc	Large	Approved	IPICOL	16 Oct 2017			Payment Made
201710506	Suresh Power	Large	Approved	IPICOL	16 Oct 2017		-	Payment Made

Single Window Portal © 2017, All Rights Reserved.

Approval Procedure

Operations of the Single Window System

The State established Single Window Clearance mechanism for investment facilitation at various levels. A three-tier single window clearance mechanism is in place. At the helm, the High Level Clearance Authority (HLCA) chaired by the Chief Minister and State Level Single Window Clearance Authority (SLSWCA) chaired by the Chief Secretary provides the overall direction and guidance. Industrial Promotion and Investment Corporation of Odisha Limited (IPICOL) functions as the State Level Nodal Agency (SLNA) and Technical Secretariat for State Level Single Window Clearance Authority. District Level Single Window Clearance Authority (DLSWCA) is active in all the districts and is chaired by the District Collector who provides the overall direction and guidance. The District Industries Centers (DIC) take on the functions of District Level Nodal Agency (DLNA). There is a provision of Special Single Window in case of Tourism/IT&ESDM projects.

State Level Nodal Agency

Industrial Promotion & Investment Corporation of Odisha Limited (IPICOL) is the single point of contact to handhold and facilitate prospective investors. The Facilitation Cell at IPICOL provides information regarding the policy ecosystem & infrastructure facilities, assesses the land and utility requirements for proposed industrial projects, and facilitates the follow up on the project approvals within the stipulated timelines.

District Level Nodal Agency

The District Industries Centers (DIC) take up the functions of District Level Nodal Agency (DLNA). The function of the DICs is similar to that of IPICOL, but at the district level. The DLNAs act as the single point of contact and interface for the investors at the district level.

Investment Facilitation Cells

The State Level Facilitation Cell (SLFC) functions from IPICOL wherein members from other Departments concerning various approvals/clearances are deputed full time with appropriate delegation of powers. The members of SLFC meet every Monday, under the chairmanship of Chairman, IPICOL, to discuss issues and address grievances of the investors.

The SLFC performs the following key functions:

- Assess the project, land and utility assessment for land allotment and approval by government.
- Facilitate and follow up on the project approvals within the timelines as per Orissa Industrial Facilitation Act, 2002 and Odisha Right to Public Service Act, 2012.
- Facilitate project approvals within 30 days of receipt by the applications. In case of Green category projects, applications will be disposed within 15 days.
- Facilitate deemed approvals for projects for which the clearances are not issued by any authority as per the specified timelines and further follow up on formal clearances.

Investors can approach the SLFC for assistance and guidance while applying for investments. Existing investors can also approach SLFC for renewal of licenses/certificates and resolution of project related issues.

Process of Approval

The Single Window Clearance System in the State categorizes the proposed projects into three groups based on the total investment proposed. An investor with a proposed investment of less than Rs. 50 crore (US\$ 8 million) approaches the respective DIC, which acts as the nodal agency for all further approval and clearance process. The project is considered for clearances by the DLSWCA.

For projects with investment equal to or greater than Rs. 50 Crore (approx.US\$8 million), the nodal agency for single window clearance process is IPICOL. All the proposals with proposed investment amount of greater than Rs. 50 Crore (approx.US\$8 million) are evaluated and assessed by the State Level Single Window Clearance Authority (SLSWCA). However, for projects with proposed investment of greater than Rs. 1,000 crore (approx.US\$160million), a High Level Clearance Authority (HLCA) headed by the Chief Minister has been constituted for the clearances.

Land Allotment Process

Once the in-principle approval of PEAL is granted by the SLSWCA/concerned DLSWCA, the project moves to land allotment process.

The PEAL form also contains information about the proposed location of the industry, the details of the power requirement for the industry, water requirement and waste water management process to be followed by the industry.

IDCO is the Nodal Agency for providing industrial infrastructure in the State of Odisha. An applicant can setup an enterprise on four kinds of lands, i.e. (i) within an existing IDCO estate, (ii) on land bank surveyed and earmarked for industry by IDCO, (iii) on private land, or (iv) on Government land but not procured from IDCO (in both the latter cases, the prospective investor need not go through the land allotment process).

The filled up PEAL Form is directed to the nodal agency for further processing. The Facilitation Cell assesses the land and utility requirements for each of the projects based on the information furnished by the applicant and norms for the particular industry.

In respect of applications of White & Green category of industries/projects to be established in IDCO industrial estate, the Facilitation Cell processes and disposes the applications within 15 days. Based on the decision of SLSWCA/HLCA, IDCO initiates the land allotment/acquisition process, as applicable, for the project.

IPICOL has an online portal (GO PLUS) which allows a prospective investor to view the land bank and the existing industrial estates. Under this portal, land parcels have been earmarked based on various pollution categories. A prospective investor can choose the area in which he/she intends to invest and can view the map along with the infrastructure availability in proximity of the selected land parcel.

In case of any technical support, please contact 1800-345-7157 on all working days (10:00 am to 06:00 pm)

The complete process of Project Assessment and Allotment of Land is described in the diagram below:

